



Unique, functional, user-Orientated.

It's all about creating new ideas that enhance the ride. This is where GUEE comes in....

Cycling accessories are just like the cheese topping on a pizza - a versatile ingredient that completes the flavor, a small yet vital part of the experience. Developed and tested by pro riders working closely with international teams, we aim to deliver convenience to our fellow cyclists with every product and idea.

We believe in functional, unique and user-orientated design for every ride.

3

HANDLEBAR TAPE



15

GRIP



17

LED LIGHT



29

SMART MOUNT




37

CAGE



43

BELL/ MIRROR



45

ENDORSEMENT & SUPPORT



47

DISPLAY & EVENT EQUIPMENT





A cyclist is riding a road bike on a paved road that curves through a forest. The road is covered with fallen leaves, and the trees are mostly bare, suggesting autumn. The cyclist is wearing a black helmet and a black jersey. The front wheel of the bike is visible in the lower left corner. The background is a dense forest of tall trees.


New Gripping Style

Handlebar tapes and grips add the finishing touches to your pride and joy, but they aren't just there for appearances. Often overlooked, these points of contact serve an important function, absorbing vibration and providing a grippy surface for your hands, increasing your control and, most importantly, making the ride more enjoyable.

At GUEE, we are proud to deliver the best possible products, protecting and improving riders with our innovations in handlebar tape and grip design.

SL bar tape

Not just good looking but high functioning, SL handlebar tape is our premier lightweight, high durability series. The Microtex surface provides a breathable, comfortable and extremely grippy bar tape that is highly resistant to sweat and changes in climate. The patented triple layer design increases durability through the tensioned structure of its middle layer, while the high density cushion base disperses shocks, giving that extra degree of comfort.



Lightweight

We know weight matters. Our bar tapes are designed to be as lightweight as possible, cutting bulk and keeping your bike light.



Easy wrapping

You don't have to be a master craftsman to wrap our bartape. With just enough stretch, SL Series goes on with ease and stays on.



Shock absorption

Our bar tape features a triple layer design that absorbs and disperses shocks on even the longest rides, keeping you in control from start to finish.



Glove free

SL Series bar tape grips when you do. It doesn't rub and it doesn't pull the skin. Free your hands and leave your gloves at home today.





SL GEO

- Geometrically patterned colors to match your kit theme.
- Premier lock-tight end plug. Stable and secure.

SPECIFICATIONS

- Material: Polyurethane/ EVA
- Dimension: 2150mm (L) x 30mm (W) x 3mm (T)
- Weight: 60g/ a pair (excl. end plug)

Black base
White base

Pr. No. GU-BT05-X1A1
Pr. No. GU-BT05-X2A1

AVAILABLE COLORS

Black/ Blue
Black/ Red/
Black/ Green

White/ Blue
White/ Red
White/ Grey



Race Fit Socks

- Breathable mesh configuration helps keep feet cool and dry.
- Lycra blend yarn has a smooth, skin-friendly texture that keeps your socks in place.
- Extra compression with dynamic support arch and ankle, reduce foot fatigue.
- Stretchy 20cm cuff height and vivi-color pattern to match sports kit.
- Perfect color & pattern match with GUEE SL GEO handlebar tape.

SPECIFICATIONS

- Material: Polyamide 75%, Spandex 15%, Lycra 10%
- Size: fit for EU 41-44/ US: 7-10/ UK: 6.5-9.5 ($\pm 10\%$)
- Height: 8-crew (around 8")
- Recommended uses: cycling, running, training.

Black base
White base

Pr. No. GU-P001-X1A1
Pr. No. GU-P001-X2A1



AVAILABLE COLORS



SL DUAL / SL ONE

- Dual Color design, match your bike & kit for your ride.
- Superlight weight at 56g.
- Premier lock-tight end plug included.

SPECIFICATIONS

- Material: Polyurethane/ EVA
- Size : 2150mm (L) x 30mm (W) x 3 mm (T)
- Weight: 56g/ a pair (excl. end plug)

SL DUAL/ SL One Pr. No. GU-BT03-X1A1



AVAILABLE COLORS



*Make your bike your own,
Make every ride count!!*



! Overcome Your Limitations
& Hit The Open Road!





Silicone bar tape & grip

Our Silicone bar tapes & grips are made from medical grade silicone, which has its advantages over more traditional coverings. The material's natural tenacity means it's highly dependable in the wet and requires no backing adhesive, enabling effortless unwinding for cable replacement, bar swaps or aesthetic perfection.

Made with special production process to create max shock absorption and grip. Designed with one edge thicker for absorbing shock and vibration with the opposite edge thinner for better steering.



Water resistant

Silicone's innate water resistance repels sweat and water, keeping it away from the handlebar and increasing product life.



Washable

No one likes dirty bar tape. GUEE silicone products are washable, making them much easier to keep clean than traditional tape. Cyclists, no need to be afraid of using white bartape or grips any more!



Shock absorption

Engineered with our special foaming process, GUEE silicone products offer comfort and great shock absorption over the longest of rides.



Anti-UV

Our silicone products are UV and heat resistant, making them incredibly long lasting. Enjoy that sun!



SIO / SIO DURA



Re-wrappable

GUEE silicone bar tape is tacky in nature, allowing it to be re-wrapped multiple times without leaving any adhesive on the handlebar.



SIO

• Size: 1680mm (L) x 31mm (W) x 2.6 mm (T)

Pr. No. GU-BT01-X1A1



SIO DURA

• Size: 1850mm (L) x 31mm (W) x 3 mm (T)

Pr. No. GU-BT02-X1A1

AVAILABLE COLORS



KD SPORT

- Ergonomic 7-plane design for improved steering.
- Ideal for mountain riding.

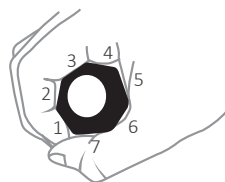
SPECIFICATIONS

- Material: 100% Silicone
- Size: ID Ø17 mm x OD Ø30.5 mm x 128 mm (L)

AVAILABLE COLORS



Pr No. GU-GP01-X1A2



KD COMFORT

- Ergonomic 4-plane design with round side for comfort.
- For all ride type.

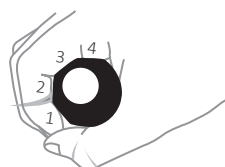
SPECIFICATIONS

- Material: 100% Silicone
- Size: ID Ø17 mm x OD Ø31 mm x 126 mm (L)

AVAILABLE COLORS



Pr No. GU-GP01-X1A3



VIVI

- Suitable for all ride types: small wheel, folding bike, BMX, MTB, fixie, etc.

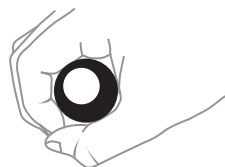
SPECIFICATIONS

- Material: 100% Silicone
- Size: ID Ø18 mm x OD Ø30 mm x 130 mm (L)

AVAILABLE COLORS



Pr No. GU-GP02-X1A1







LED Lights

Whether you're an early morning commuter, night trainer, or nocturnal trail rider, we revolutionize your riding experience with clever solutions.



SOL 700 PLUS

AUTO
AMBIENT
SENSOR

700
LUMEN

CREE

USB


IPX5

- Wide beam optical design with 700/400/250 lumens output, for different riding environments.
- Built-in auto brightness control.
- Aluminium CNC-machined housing with heat-free technology for enhanced product durability.
- Adjustable tool-free bracket allows easy attachment and detachment.
- Bracket can be used to mount all GoPro camera, and other compatible systems. Use with Guee 1/4"-20 Adapter (optional, Pr. No. GU-MT01-A1A1) for Sony action cam.

SPECIFICATIONS

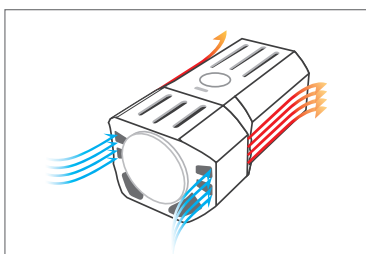
- Modes: Auto & Manual (Standard/ high/ low/ flash/ strobe)
- LED: CREE Hi-Power LED
- Battery: 3.7V Li-Poly rechargeable battery 3000mAh
- Charge: Micro USB supply 5V
- Charge time (approx): 7 hours
- Run time in manual mode (approx): 5.5hrs (standard)/ 2.8hrs (high)/ 8hrs (low)/ 13.5hrs (Flash)/ 7hrs (strobe)
- Mount size: \varnothing 22.2 ~ 31.8mm

Pr. No. GU-LT11-F1A1



AUTO LIGHT SENSOR

The clever built-in smart ambient sensor (SAS) enables variable high lumen light output depending on the ambient light and riding conditions.



HEAT FREE TECHNOLOGY

The Aluminium CNC-machined housing allows quick dispersion of heat, increasing product life.



ACTION CAMERA

The HB-Bracket provides a GoPro type mounting interface for attachment of GoPro, Garmin and Shimano action cameras.



SOL 300se/ 300ie/ 300e

DAY
FLASH
450
LUMEN300
LUMEN

CREE

USB

IPX5

- Built in auto light sensor (Smart Ambient Sensor) for auto brightness control.
- 360° horizontally adjustable bracket.
- Compact and tool-free design allows easy to attachment and detachment.
- Built-in rechargeable battery, easy to charge by USB cord.
- Aluminium CNC-machined housing with heat free technology.
- 180° wide visibility for better safety.
- Compatible with GUEE smart mount solutions.



SPECIFICATIONS

	SOL300se	SOL300ie	SOL300e
LED	CREE Hi-Power LED	CREE Hi-Power LED	CREE Hi-Power LED
Modes	Standard/ high/ low/ flash/ strobe/ dayflash	Standard/ high/ low/ flash/ strobe/ dayflash	Standard/ high/ low/ flash/ strobe/ dayflash
Charge	Micro USB power supply 5V	Micro USB power supply 5V	Micro USB power supply 5V
Battery	3.7V Li-Polymer rechargeable battery (1200mAh)	3.7V Li-Polymer rechargeable battery (1200mAh)	3.7V Li-Polymer rechargeable battery (1200mAh)
Charge time (approx)	3	3	3
Run time (approx)	4hrs (standard)/ 2hrs (high)/ 6hrs (low)/ 24hrs (Flash)/ 10hrs (Dayflash)	4hrs (standard)/ 2hrs (high)/ 6hrs (low)/ 24hrs (Flash)/ 10hrs (Dayflash)	4hrs (standard)/ 2hrs (high)/ 6hrs (low)/ 24hrs (Flash)/ 10hrs (Dayflash)
Mount size	ø 22.2 - 35mm	ø 22.2 - 35mm	ø 22.2 - 35mm

SOL 300ie
SOL 300se
SOL 300e

Pr. No. GU-LT02-F4A1
Pr. No. GU-LT03-F2A1
Pr. No. GU-LT02-F3A1

INOX MINI

300
LUMEN

CREE

USB

IPX5



- Compact and tool free design, ideal for use on and off the bike.
- Built-in rechargeable battery, easy to charge by USB cord.
- The stainless steel case construction.
- 180° wide visibility for better safety.

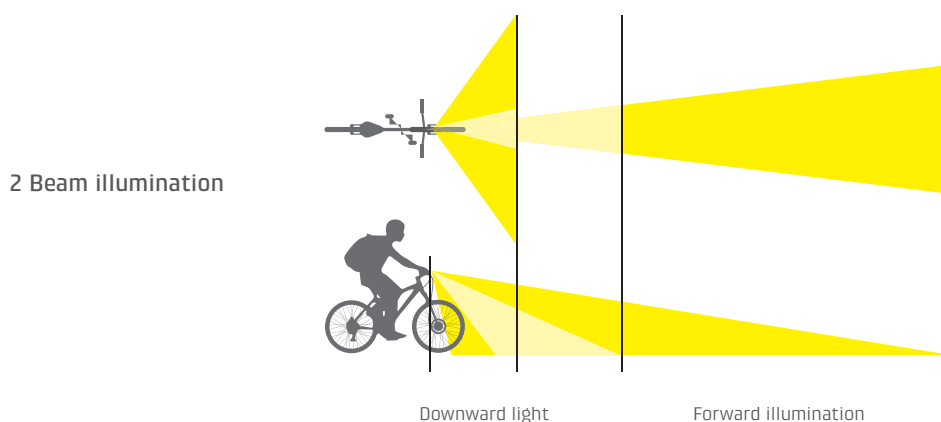
SPECIFICATIONS

- Modes: Standard/ high/ low/ flash/ strobe
- LED: CREE Hi-Power LED
- Battery: 3.7V Li-Poly rechargeable battery 1500mAh
- Charge: Micro USB supply 5V
- Charge time (approx): 3.5 hours
- Run time in manual mode (approx):
5.5hrs (standard) / 2.5hrs (high) / 8hrs (low) / 15.5hrs (flash) / 5.5hrs (strobe)
- Mount size: ø 22.2 - 35mm

Pr. No. GU-LT08-F1A1

Beam Lights

Night cycling is about seeing and being seen. Riders need focused light to see obstacles ahead, yet also need a wide field of illumination to be seen from a variety of angles. Theta and G-One feature our solution to this conundrum: dual beam technology.. A focused beam is projected out from the front wheel, while floodlighting is distributed in a wide arc directly in front of the bike, illuminating the immediate surroundings.



Theta / Theta-K



- The beam design meets German road standard.
- Cut-off line beam design to avoid dazzling oncoming traffic and for better visibility & safety.
- The beam includes
 - > Focused light from the front wheel out to 10 meters.
 - > Flooding light distributed in a wide arc in front of the wheel, illuminating road conditions.
- Built-in auto light sensor (Smart Ambient Sensor) for auto brightness control.
- Power indicator shown in 4 levels allowing immediate identification of power status.
- Built-in rechargeable battery easy to charge by USB cord.

SPECIFICATIONS

- Modes: Automatic & Manual (High/ low)
- Light: CREE hi-power LED
- Battery: 3.7V Li-Polymer rechargeable battery (1000mAh)
- Charge: Micro USB power supply 5V
- Charge time(approx): 3 hours
- Run time(approx): 2.5hrs (High) / 5hrs (Low)
- Mount size: \varnothing 22.2 / 31.8mm

Theta
Theta (K) -stvzo version

Pr. No. GU-LT05-F1A1
Pr. No. GU-LT05-F2A1



G-One

35
LUX

CREE

USB

IPX5



- The beam design meets German road standard.
- Cut-off line beam design to avoid dazzling oncoming traffic and for better visibility & safety.
- The beam includes
 - > Focused light from the front wheel out to 10 meters.
 - > Flooding light distributed in a wide arc in front of the wheel, illuminating road conditions.
- Mount on crown fork position to free handle bar from clutter.
- Built-in rechargeable battery charges by USB.

SPECIFICATIONS

- Modes: High/ low
- Light: CREE high power LED
- Battery: 3.7V Li-Polymer rechargeable battery (1300mAh)
- Charge: Micro USB power supply 5V
- Charge Time(approx): 3.5 hours
- Run Time(approx): 3.5hrs (High) / 5hrs (Low)

Pr. No. GU-LT10-F1A1



Brackets

S-bracket

- for SOL 300/ 300PLUS/ 300e/ 300ie/ 300se



Pr. No. GU-LT02-B101

M-bracket

- for SOL 700/ Theta/ GoPro mounting interface



Pr. No. GU-LT11-B101

Helmet bracket

- for SOL200+/ SOL300/ 300+/ 300e/ 300ie/ 300se



Pr. No. GU-LT01-A1A1

Helmet bracket

- for SOL200



Pr. No. GU-TRA3-A1A1



Speed sensor automatically
signals to vehicles behind!

Aero-X is a bicycle tail light designed to ensure you're seen both day and night. The light features a clever, power-saving feature that extends the run time, turning itself off after idling for 60 seconds, with auto-reactivation when you start riding again.

Power Saving 

AERO-X

**SPEED
SENSOR**

**AERO
ROUND**

USB

IPX5



- Auto speed sensing: the light gets brighter as a signal to riders or cars behind.
- Power saving technology for run time extension.
- Wide angle lens for visibility to the rear, left & right sides.
- Fits with both aero dynamic (e.g. Venge, Propel, S5) and round seat posts.
- Compact & tool-free mounting system.

SPECIFICATIONS

- Modes: Flash/ strobe/ constant
- Battery: Li-Poly rechargeable (500 mAh)
- Charge: Micro USB supply 5V
- Charge Time (approx): 2.5 hours
- Run Time(approx):
50hrs (Flash) / 20hrs (strobe) / 8hrs (constant)
- Mount Size: 27.2mm - 35mm Round tube
Any aero tube under 14cm diameter

Pr. No. GU-LT07-R1A1



Aero-X's motion-sensing technology kicks in automatically, doubling the brightness when you're slowing down or riding in rough terrain.

Adjustable Wing

Featuring a versatile, adjustable wing design, the Aero series easily mounts on round or aero seat posts - a great improvement for road safety.



AERO-XK




- 220° wide beam
- Meets German road standard

SPECIFICATIONS

- Modes: Constant none flash
- Battery: 3.7V Li-Polymer rechargeable battery (500mAh)
- Charge: Micro USB power supply 5V
- Charge time (approx): 2.5 hours
- Run time(approx): 4 hours (constant)
- Mount size: 27.2mm - 35mm round tube
- Any aero tube under 14cm diameter

Pr. No. GU-LT07-R3A1



AERO-Xe



SPECIFICATIONS

- Modes: Flash/Strobe/Constant
- Battery: Li-Poly rechargeable (500 mAh)
- Charge: Micro USB supply 5V
- Charge time (approx): 2 hours
- Run time(approx): 15hrs (flash)/ 9hrs (strobe)/ 4.5hrs (constant)
- Mount size: 27.2mm - 35mm Round tube
- Any aero tube under 14cm diameter

Pr. No. GU-LT07-R2A1





GRANDPRIX 4000s II

INOX-MINI R/ RS



- Award winner! A perfect road safety solution.
- 360° light distribution provides unparalleled visibility to other road users, both day and night.
- Built-in rechargeable Li-Poly battery charges by USB.



SPECIFICATIONS	INOX-MINI RS	INOX-MINI R
Light source	High Power Red LED	High Power Red LED
Modes	3	5
Charge	Micro USB power supply 5V	Micro USB power supply 5V
Battery	3.7V Li-Polymer rechargeable battery (700mAh)	3.7V Li-Polymer rechargeable battery (1000mAh)
Charge time(approx)	2.5	3
Burn time(approx)	mode1: 4.5hrs / mode2: 6hrs / mode3: 8.5hrs	mode1: 6.5hrs / mode2: 7hrs / mode3: 6.5hrs / mode4: 7hrs / mode5: 12hrs
Mount size	ø 27.2 - 34.9mm	ø 27.2 - 34.9mm
INOX-Mini R	Pr. No. GU-LT09-R1A1	
INOX-Mini RS	Pr. No. GU-LT13-R1A1	



COB-X (red & white)

60/25
LUMEN

USB

IPX5



- Bright and effective LED lights for increased safety.
- 90 minutes fast charging provides up to 15 hours run time.
- Can be mounted both horizontally and vertically. Ideal for use on a standard bike, recumbent, baby stroller, walking stick and more.

SPECIFICATIONS

- Front: 60 Lumen/ Tail: 25 Lumen
- Modes: Constant / Flash / Strobe
- Battery: 3.7V Li-Polymer 260 mAh battery
- Charge Time: 1 hour and 30 mins (approx.)
- Run Time: 2.5 hrs (High)/ 5hrs (Standard)/ 12.5hrs (Strobe)/ 32 hrs (Flash)/ 36hrs (Burst)
- Mount Size: \varnothing 22.2 - 35mm

AVAILABLE COLOR



COB-X (white)

Pr. No. GU-CBA3-FA1

COB-X (red)

Pr. No. GU-CBA3-RA1

FLIPIT

80
LUMEN

USB

IPX5



- Flip-around bracket and convenient clip for increased versatility
- Tool-free mounting system with 360° rotatable function.
- Built-in battery, easily recharged via USB cord..
- Easy to grab for cycling, running, or other outdoor activities.

SPECIFICATIONS

- Modes: Constant / Flash / Strobe
- Battery: 3.7V Li-Polymer 400 mAh battery
- Charge Time: 2 hours (approx.)
- Run Time: 12 hrs (Flash)/ 6 hrs (Strobe)/ 2.5 hrs (Standard)
- Mount Size: \varnothing 22.2 - 35mm

AVAILABLE COLOR



Pr. No. GU-LT06-F1A1



Smart Mount

Integrated solutions for action cameras, cycle computers, LED light and smartphones to free your bike from clutter.



G-Mount

50
LUMEN

USB

IPX5

- All-in-one bracket with rechargeable LED light and 2 mount slots (for cyclocomputer, sports camera).
- Interchangeable computer holder available for Garmin, Cateye, Wahoo and Sigma systems.
- Connect an under bracket (optional kit) for GoPro, Shimano, Garmin and Sony sports cameras or GUEE SOL series power head light.
- Compatible with GUEE WP phone case kit (Pr. No. GU-BG01-G1A2/ GU-BG01-G2A2).

SPECIFICATIONS

- Bracket Material : Aluminium CNC Machined
- Color : Black
- Size (L x W x H) : 130 x 58.5 x 41 mm
- Light Modes : Flash/ strobe/ constant
- Lumen : 50lm
- Battery : Li-Poly rechargeable battery 420 mAh
- Charge : Micro USB 5V supply
- Charge Time (approx) : 2 hour 10mins
- Burn Time (in Manual mode) :
25hrs (Flash)/ 20hrs (strobe)/ 7hrs (constant)
- Mount Size : Ø 31.8mm
- Water Resistant : YES/ IPX4
- Weight : 85g

G-Mount (Garmin)	Pr. No. GU-MT01-X1A1
G-Mount (Cateye)	Pr. No. GU-MT01-X1A2
G-Mount (Sigma)	Pr. No. GU-MT01-X1A3
Under Bracket (optional)	Pr. No. GU-MT01-A1A1



i-Mount

- Integrates various devices (computer, camera mount) into one bracket, providing a clutter-free handlebar.
- Interchangeable computer holder, available for Garmin, Cateye, Wahoo and Sigma systems.
- Under bracket included for sports camers.(ex. GoPro, Shimano, Garmin and Sony sports cameras or GUEE SOL series power head light)
- Compatible with GUEE WP phone case kit. (Pr. No. GU-BG01-G1A2/ GU-BG01-G2A2)

SPECIFICATIONS

- Mount Material : Aluminium CNC machined
- Mount Size : Ø 31.8mm
- Color : Black
- Size (L x W x H) : 83.5 x 47 x 35 mm
- Weight : 55g w/o bracket

i-Mount (Garmin)	Pr. No. GU-MT02-X1A1
i-Mount (Cateye)	Pr. No. GU-MT02-X1A2
i-Mount (Sigma)	Pr. No. GU-MT02-X1A3



FREE YOUR HANDLEBAR FROM CLUTTER



Compatibility

- **Computer**
Garmin/ Cateye/ Sigma/ Wahoo
- **Lights**
Guee SOL300e, SOL300, SOL300+
- **Action camera**
GoPro/ Sony/ Garmin/ Shimano

* see page 9 for full product info.

Topcap Mount



- Designed to securely attach a GoPro or compatible camera to the top of a stem (for 1-1/8" threadless).
- Gives a central point of view from the top of your handlebars and down the trail..
- Compatible with all GoPro cameras. Also works with Garmin VIRB X and the Shimano Sport Cam.
- Use with GUEE 1/4"-20 adapter (optional) to enable certain devices (eg. Sony Action Camera) and GUEE SOL series lights to be mounted.

SPECIFICATIONS

- Material: Black anodized 6061 Aluminium
- Size: 32(L) x 32(W) x 26.6 (H) mm
- Weight: 11 g
- Accessory: Stainless bolts x 2

Top Cap Mount
1/4"-20 adapter

Pr. No. GU-MT05-X1A1
Pr. No. GU-MT01-A1A2

HB Bracket



- A tool-free handlebar bracket for sports cameras, designed with GoPro-style mounting.
- Compatible with all GoPro cameras. Also works with Garmin VIRB X and the Shimano Sport Cam.
- Used with GUEE cradle head adapter (optional) that enables devices (eg. Sony action camera).

SPECIFICATIONS

- Material: fibre reinforced plastic
- Weight: 28 g
- Mount size: Ø22.2-Ø31.8 mm

HB Bracket
1/4"-20 adapter

Pr. No. GU-MT06-X1A1
Pr. No. GU-MT01-A1A2



Free yourself
from clutter



Click & Go

is a unique mounting system that offers the seamless integration of your smartphone into your fitness regimen, allowing easy attachment to GUEE bike mount solutions when cycling or an armband when jogging, running or at the gym.

The GUEE Click & Go WP Phone Case packs a host of user-orientanted features.

Universal size

The GUEE WP Phone Case can be used with most smart phones. Whatever the shape of your phone, the internal elastic straps will keep it stable during rough activity.

Water resistant

With a seamless tarpaulin construction, the WP Phone Case is not only incredibly resilient to wear and tear, but keeps mud, rain and sweat at bay in the worst of conditions.

Camera window

What good is a ride if you don't go somewhere nice? The transparent rear window lets you snap a quick pic without taking the phone from the case.

Money pocket

The interior money pocket keeps notes and credit cards well hidden - no need to bring your wallet!



WP Phone Case + i-Mount



* Phone & Camera is not included

- An integrated solution for smartphones and sports cameras to free your handlebar from clutter.
- 15° adjustability for optimal viewing angle.
- The universal mounting system allows the best viewing angle and horizontal positioning.
- Water resistant phone case. Avoid mud, rain and sweat damage.
- Interior elastic straps keep the phone secure during riding.
- Hidden money pocket for credit cards or notes.
- Flexible, with easy headphone jack access.
- Compatible with GUEE sports armband (optional) for use during other sports.

SPECIFICATIONS

- Mount Material : Aluminium CNC machined
- Mount Size : Ø 31.8mm
- Color : Black
- Phone Case Material: Polyester
- Phone Case Size (H x W): S: (H) 14.6x (W) 7.6cm / L: (H)16.8 x (W) 8.8cm
- Phone Compatibility: S: for 4.7" or small size Phone / L: for 5-6" Phone

i-Mount + WP Phone Case (L)

Pr. No. GU-MT02-C2A1

i-Mount + WP Phone Case (S)

Pr. No. GU-MT02-C1A2

WP Phone Case + HB Bracket



* Phone is not included

- A phone solution equipped with Click & Go system, easy to on and off.
- 15° adjustable to fit your best view angle.
- The universal mounting system allows the best viewing angle and horizontal positioning.
- Water resistant phone case. Avoid mud, rain and sweat damage.
- Interior elastic straps keep the phone secure during riding.
- Hidden money pocket for credit cards or notes.
- Flexible, with easy headphone jack access.
- Compatible with GUEE sports armband (optional) for use during other sports.

SPECIFICATIONS

- Mount Material : Fibre reinforced plastic
- Mount Size : Ø 22.2 - 31.8mm
- Color : Black
- Phone Case Material: Polyester + POM
- Phone Case Size (H x W): S: (H) 14.6x (W) 7.6cm / L: (H)16.8 x (W) 8.8cm
- Phone Compatibility: S: for 4.7" or small size Phone / L: for 5-6" Phone

Handlebar Mount + WP Phone Case (L)

Pr. No. GU-BG01-G2A1

Handlebar Mount + WP Phone Case (S)

Pr. No. GU-BG01-G1A2

Armband



- Quick release mechanism design allows easy detachment of smartphone.
- Lightweight and breathable band for increased comfort.
- Fully adjustable strap and padded back offers an ultra-comfortable fit, even during extended use.
- Available for both right and left arms.

SPECIFICATIONS

- Material: Polyester + Nylon Spandex
- Size: 15.5(L) x 13(W) cm
- Weight: 55 g

Armband

Pr. No. GU-BG01-A1A1

b-Mount

USB

IPX5



- An integrated rail mount system with over 180° visibility. The rechargeable tail light provides a neat mounting solution.
- Tool-free buckle design for easy attachment and detachment.
- Under bracket compatible with GoPro mounting interface, allowing mounting of a sports camera or GUEE WP Saddle Bag.


SPECIFICATIONS

- Aluminium rail bracket, for 143mm saddle rail
- Tail Light Modes: Flash /strobe /constant.
- Battery: 3.7V Li-Polymer rechargeable battery (420mAh)
- Charge through Micro USB. Charge time(approx): 2 hours
- Burn Time(approx): Flash 19.5h / Strobe 8.5h / Constant 4h

b-Mount
b-Mount+WP Saddle Bag

Pr. No. GU-MT03-X1A1
Pr. No. GU-MT03-C1A1

Tail light with over 180° visibility



Compatible with GoPro style mount.



WP Saddle Bag



- Seamless & waterproof.
- Tool free buckle system.
- Convenient size/ volume
- Compact U-shape design offers no interference when pedalling.

SPECIFICATIONS

- Material :Tarpaulin/Polyester
- Size: 11.5 x 9 x 5 cm
- Weight: 112g (with buckle)
- Quick Release Buckle (compatible with GoPro interface)
- Water protection

WP Saddle Bag for B-Mount

Pr. No. GU-MT03-G1A1



Interchangeable

Computer Holder (for G-Mount & i-Mount)

G bracket



C bracket



S bracket

G bracket

Compatible with GARMIN 200, 500, 510, 800, 810, 1000.
GARMIN bracket can be adjusted through 90° for use with GARMIN 1000 in navigation mode and Wahoo ELEMNT series cycle computers.

C bracket

Compatible with CATEYE PA500B, RD500B, RD100N, RD300W, RD310W, RD400W, RD410W, RD420W, RD430W, GL10, GL11, GL50, GL51, AT200W, PA100W, PD100W, VT220W, MC200W.

*Incompatible with TR300TW, TR200DW.

S adapter

Compatible with all SIGMA ROX series. For use of ROX 5.0, ROX6.0, ROX8.1, ROX9.1, ROX10.0GPS, please connect SIGMA bracket to S adapter to mount.

G bracket	Pr. No.GU-MT01-A2A1
C bracket	Pr. No.GU-MT01-A2A2
S bracket	Pr. No.GU-MT01-A2A3

Under Bracket (for G-Mount & i-Mount)

- Use for G-Mount/ i-Mount to mount the lights and sports cam.
- Compatible with GoPro, Sony HDR-AS15, HDR-AS30, HDR-AS100, Shimano CM-1000, Garmin VIRB X and VIRB XE.

Pr. No.GU-MT01-A1A1

Cradle head adapter (Connect to lights / sports camera for GoPro mounting interface)

Use for SOL300ie, SOL300se, SOL300e, SOL300, SOL300+, SOL200+ headlight to connect with HB bracket, Topcap Mount.

Pr. No.GU-MT01-A1A2

WP Phone Case Kit (For i-Mount & G-Mount)

WP Phone case with an adapter for i-Mount & G-Mount.

WP Phone Case (L) with adapter for i-Mount & G-Mount	Pr. No.GU-BG01-G2A2
WP Phone Case (S) with adapter for i-Mount & G-Mount	Pr. No.GU-BG01-G1A2



Cages

Whether you're into mountain biking, you use your folding bike for a commute or you rely on your hybrid to get from point A to B, a decent bottle cage is ideal for keeping your drink in a safe and secure place.





Qing/ Qing+

With a unique design and edgy graphics, the Qing & Qing+ bottle cages are ideal for any bike but are especially suited to frames with sloping top tubes and shallow front triangles.

Made of high strength-to-weight CFR Nylon, Qing is light, tough and affordable. At 18g, you won't even notice it's there.

Qing+ offers an integrated bottle cage and tyre lever solution. Whether thirsty or suffering a flat, you have a frustration free problem solver for unexpected occasions.

SPECIFICATIONS

- Material: Carbon/Nylon Composite
- Size (L x D x H): 85*79*148mm
- Weight: Qing 18g (w/o bolt) / Qing+ 25g (w/o bolt)

Qing (without tyre lever; stainless bolt)
Qing+ (tyre lever included; aluminum bolt)
Tyre lever set (2pcs)

Pr. No. GU-BC05-X1A1
Pr. No. GU-BC05-X2A1
Pr. No. GU-BC05-X2A2

*easy access to the bottle
from either side.*

18g




Qing



Qing+



available tyre lever color



d-Cage



- Hassle free design for both sports and PET bottle use.
- Constructed with engineering plastic.
- With a great temperature tolerance from -20°C to + 80°C, the d-Cage will survive the toughest of adventures.

SPECIFICATIONS

- Material: Engineering Plastic
- Size (L x D x H): 75 x 73 x 150mm
- Weight: 48 g
- Available Color: Black/ white

Pr. No. GU-BC01-X1A1



s-Cage



- Anti-loss design. Bottle remains secure in any conditions and activity type.
- Rust-proof coating makes product last longer.
- Neat and clean finish stylistically matches any bike.
- Fits standard 74mm diameter sports bottles (500 & 750cc).

SPECIFICATIONS

- Material: Alu 6063
- Size (L x D x H): 74 x 74 x 150mm
- Weight: 44 g
- Available Color: Black

Pr. No. GU-BC03-X1A1

Cage Adapter



- 360° Rotatable system allows adjustment of cage position and mounting on the handle bar, seat post and most bicycle tubes.
- Compatible with all standard bottle cages.

SPECIFICATIONS

P1: Ø19-22.4mm (S) & Ø22.4-27mm (L)
P2: Ø28.6-31.8mm (X) & Ø33-34.9mm (XL)

Pr. No. GU-BC02-A1A2

Pr No. GU-BC02-A1A1



b-Copper

- A compact thumb bell that will warn people of your whereabouts.
- Aluminium machined clamp with tool-free mounting system.
- Can be clipped to brake/ gear cables/ gloves or a variety of other cockpit-based accessories or components
- Lightweight at 19g

SPECIFICATIONS

- Material: Copper/ Aluminium
- Weight: 19 gram
- Size: 15x15mm

Pr No. GU-BL01-X1A1



i-See

- Smart 360° horizontal / +-20° angle adjustment enables your field of vision to remain forward facing.
- Universal design allows for left or right side mounting.
- Wide rear vision with convex mirror.
- Shatter-Proof PMMA mirror safer than regular glass.

SPECIFICATIONS

- Mirror : PMMA
- Mount size : Ø22.2mm - 35mm
- Mirror dimensions : 57 x57mm
- Weight : 30 gram

AVAILABLE COLOR



Pr No. GU-MI01-X1A1







Maloja Pushbikers



Team McDonalds Downunder



Heaven and Hell Cycle Club

ENDORSEMENT & SUPPORT




Displays & Event Equipment



Logo Plate


- Size: 900(W) x 175(H) mm
- Pr No. GU-ASA8-001

ASA8-002




- Size: 200 x 260mm
- Tube Size: 170 x Ø31.6mm
- Pr No. GU-ASA8-002

ASA8-003




- Size: 200 X 310mm
- Tube Size:
170 x Ø31.6mm (Flat)
170 x Ø27.2mm (Straight)
- Pr. No. GU-ASA8-003

ASA8-004



- Size: 200 x260mm
- Tube Size: 170 x Ø22.2mm
- Pr No. GU-ASA8-004

ASA8-005



- Size: 200 x260mm
- Tube Size: 170 x Ø22.2mm
- Pr No. GU-ASA8-005

Display Outlook





A41 Display Stand

- Slat wall & Table dual-use
- For LED Light / Rear Mirror

W100 x H90 X D92mm

Pr No. GU-POA4-002

A42 Flatbar Stand

- Slat wall & Table dual-use
- For LED Light / Grip

W320 x H130 X D110mm

Pr No. GU-POA4-003

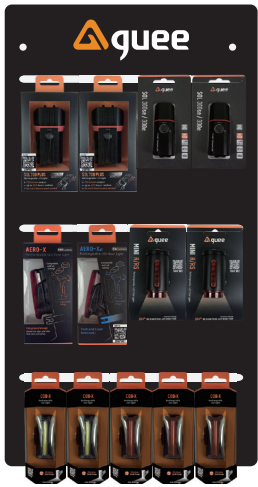
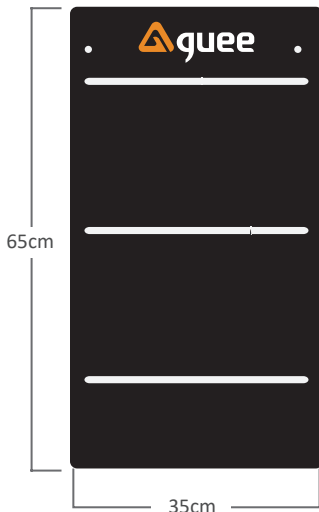
A44 Dropbar Table Stand

- For Bar Tape
- Table display only

W420 x H200 X D160mm

Pr No. GU-POA4-005





A51 AC board
(slatwall/ pegboard)

Size: H65 x W35cm
Pr No. GU-POA5-002



Shop Display Stand

Size: H177 x W60cm
Pr No. GU-POA5-M5



Teardrop Banner

Size: H170 x W60cm
Pr No. GU-POA4-001



Jersey

Size: XS / S / M / L / XL
Pr No. GU-POA4-001



T-shirt

Size: S / M / L / XL
Pr No. GU-POA4-001



Simply Smart

@ gueeintl



www.guee-intl.com

info@guee-intl.com

